




© 1997–2004, Millennium Mathematics Project, University of Cambridge.

Permission is granted to print and copy this page on paper for non-commercial use. For other uses, including electronic redistribution, please contact us.

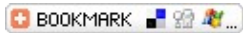
September 2006

Features

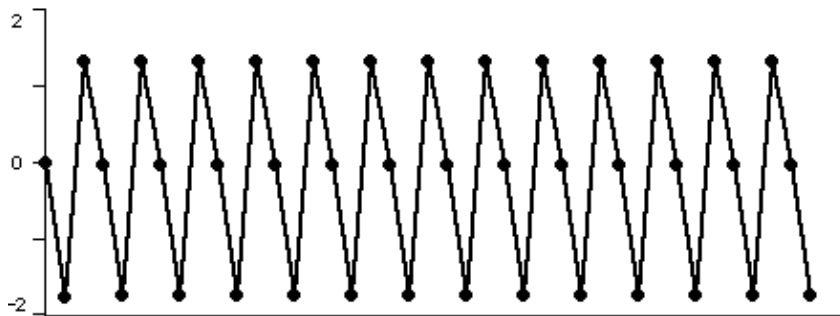


Unveiling the Mandelbrot set

by Robert L. Devaney



Time series plot 3



This plot shows the orbit of zero for iteration of $x^2 - 1.75$. It tends to a cycle of period 3.

[Return to the article](#)



Plus is part of the family of activities in the Millennium Mathematics Project, which also includes the [NRICH](#) and [MOTIVATE](#) sites.